

TEL. 9554725, 55110031

PABX-575,

Mail: fxdeal@janatabank-bd.com

Exchange Rate Circular - 068



JANATA BANK LIMITED

TREASURY DEPT.(FRONT OFFICE)

HEAD OFFICE, DHAKA

INDICATIVE ONLY: Rates may vary in the

For Previous Rate Sheet Click

<https://goo.gl/URA0t4>

DATE : 11 Apr 2021

Sunday

EFFECTIVE DATE: 11 Apr 2021

same day

A) CROSS RATE OF N.Y CLOSING & S.E. ASIAN MARKETS AS ON 09/04/2021

	GBP/USD	EUR/USD	USD/JPY	USD/C.DLR	USD/S.FRA	AUD/USD
SELLING	1.3711	1.1900	109.6500	1.2527	0.9248	0.7623
BUYING	1.3708	1.1896	109.6800	1.2531	0.9252	0.7621

B) JANATA BANK LTD'S CASH

CURRENCY & T.C TO PUBLIC TK PER UNIT OF FOREIGN CURRENCY

SELLING	CURRENCY	BUYING	SELLING	CURRENCY	BUYING
86.8000	US Dollar	84.1000	23.6000	Saudi Riyal	21.7000
115.8000	G. B. Pound	110.8000	24.0000	UAE. Dirham	23.0000
102.5000	Euro	98.0000	20.8000	MAL.Ringit	18.0000
65.2574	Aus. Dollar	55.8074	1.2400	Indian Rupee	1.1500

BE SAME AS SELLING T.T.& O.D AND BUYING O.D. TRANSFER

C) SELLING		NAME OF CURRENCY	BUYING			
T.T.& O.D.	B.C.		T.T.CLEAN	T.T.DOC	O.D.SIGHT EXP.BILLS	O.D. TRANSFER
84.9500	84.9500	US Dollar	84.2000	84.1500	84.1000	83.9000
118.5468	118.6879	G. B. POUND	114.9390	114.7656	114.5268	114.0679
103.1402	103.3759	EURO	99.2305	98.5734	98.4294	98.2353
0.7980	0.8043	JP.YEN	0.7708	0.7640	0.7627	0.7124
69.8126	69.9906	CAN.DLR	68.3758	68.2984	68.0912	67.4383
93.2894	93.4514	SWISS.FRANC	91.8126	91.6153	91.5182	90.9832
222.6733	222.9486	OMANIAN RIYAL	219.0016	211.7680	211.1263	210.0170
11.2500	11.4068	H.K.DLR	10.8974	10.8858	10.8540	10.8223
64.5353	66.9261	SING.DLR	63.1783		61.9270	58.9540
2.7276	2.7321	THI.BAHT	2.6934		2.6826	2.6748
20.7442	20.7638	MAL.RINGIT	20.4883		20.4068	20.3470
23.3010	23.3092	UAE.DIRHAM			22.9816	22.9975
22.8226	22.8806	SAUDI RIYAL			22.5091	22.4400
20.5000	21.8466	QATAR RIYAL				19.0000
283.3017	286.5434	KUWAIT DINAR				256.0000
224.9939	224.3355	BAHRAIN DINAR				215.7871
13.4156	14.0158	CHINESE YUAN				12.5000

D) USANCE RATE:	30 DAYS	60 DAYS	90 DAYS	120 DAYS	150 DAYS	180 DAYS
US Dollar	83.5988	83.1077	82.6165	82.1253	81.6342	81.1430
G. B. POUND	113.8563	113.1858	112.2280	111.8449	111.1744	110.5039
EURO	97.8506	97.2717	96.4448	96.1140	95.5352	94.9563

E) FORWARD RATE:		1 MONTH	2 MONTHS	3 MONTHS	6 MONTHS	1 YEAR
SELLING	US Dollar	85.5270	85.8040	86.1309	87.3119	0.0000
BUYING	US Dollar	84.6053	85.0604	85.3158	86.5315	0.0000


F) NFCD INTT RATE, EFFECT ON: 01.04.2021 To 15.04.2021	1 MONTH	3 MONTHS	6 MONTHS	12 MONTHS
US Dollar	0.11085	0.19376	0.20474	0.28242
G. B. POUND	0.04951	0.08766	0.11247	0.16334
EURO	0.00000	0.00000	0.00000	0.00000


G) LIBOR AS ON 09/04/2021 , 60 DAYS 0.14650 90 DAYS 0.18750 180 DAYS 0.21138


H) INDICATIVE RATE OF 01 SDR ,USD WITH NTL, CUR OF ACU MEMBERS AS IMF RATE 09/04/2021	IN.RS	N.RS	SL.RS	PK.RS	BD TK	USD
USD 1	74.8899	111.2647	177.0079	136.0464	84.5800	
SDR 1	106.6014	158.3787	251.9603	193.6540	120.3946	1.4234

IN CASE OF AUS. DOLLAR CASH RATE WILL BE USED FOR T.T ALSO

Rates mentioned in row C, D, E and F are applicable only for bank's own customers.


Md. Nur Islam
PO
Prepared By


Syeda Hasinatul Jannat
SPO
Checked By


Shipra Biswas
AGM
Authorized Signature


Md. Yakut Mia
DGM
Authorized Signature